




# CANVAS

## MSSD 14 Canvas Parent Portal Canvas Parent Mobile App

The **Canvas Parent App** lets you view a student's courses, assignments, and grades. You can also add and view multiple students in your account.


Go to the App Store/Play Store on your mobile device. Search and download **Canvas Parent**.

Note: Images in this guide are for iOS. While image may slightly differ, functionality is the same on Android devices.



Begin by tapping **Find School** so that you may enter the MSSD14 Canvas site.

Type in **MSSD**. Select **Manitou Springs School District**.



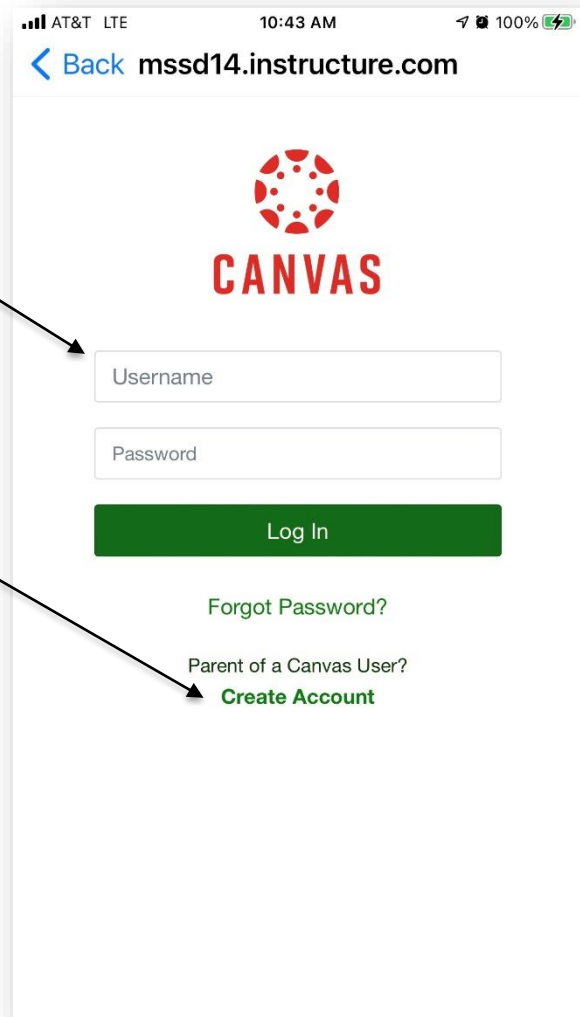
If you already have an account, you can log into the parent app using the same username and password as the web version.

To use the web version, log into the MSSD14 Canvas site at <https://mssd14.instructure.com/login/canvas>

If you do not have an account, tap on **Create an Account**.

To link yourself to a student, you will need to enter a student-specific pairing code that will link you to the student. Pairing codes are valid for seven days. Students can generate pairing codes from their *User Settings*. Admins and instructors can also generate pairing codes.

For specific instruction on how to create a pairing code, please see the *New Account Set Up Guide 2020* on the district website at [https://www.mssd14.org/parent\\_resources/canvas](https://www.mssd14.org/parent_resources/canvas)

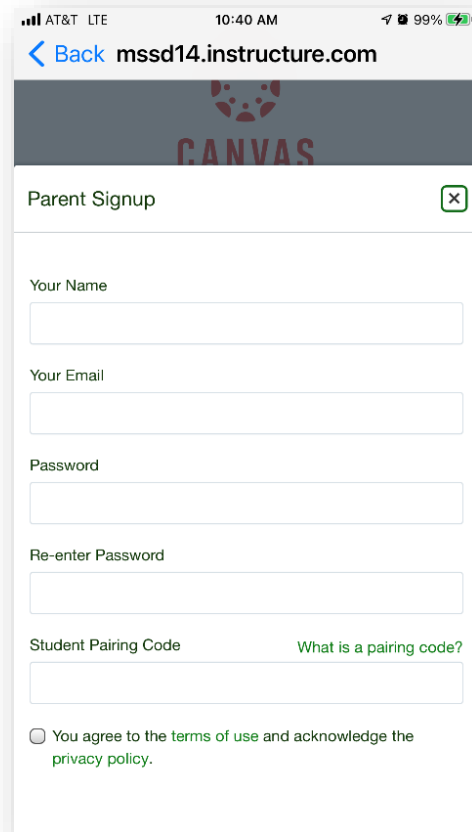


Create your account credentials by entering the following.

- Name
- Email
- Password
- Re-enter Password
- Student Pairing Code
- Agree to Terms of Use and Privacy Policy

After your account is created, you can link additional students to your account in the Canvas Parent App.

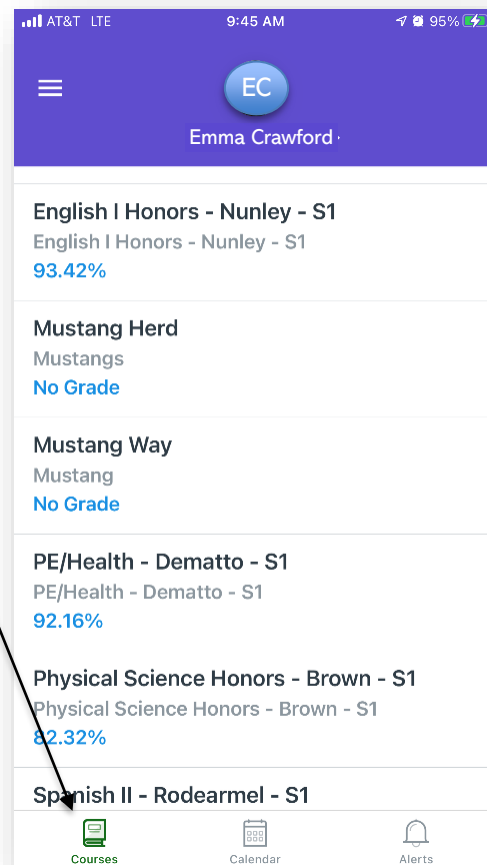
Your email will be your username.



A screenshot of the Canvas Parent App Parent Signup form. The form is titled "Parent Signup" and includes the following fields: "Your Name", "Your Email", "Password", "Re-enter Password", and "Student Pairing Code". There is a link "What is a pairing code?" next to the Student Pairing Code field. At the bottom, there is a checkbox for "You agree to the terms of use and acknowledge the privacy policy." The form is displayed on a mobile device with the URL "mssd14.instructure.com" and the Canvas logo visible.

By default, the dashboard lists the current **Courses** for the student you are viewing.

Tap on a specific course for additional information.




A screenshot of the Canvas Parent App dashboard for Emma Crawford. The dashboard lists the following courses and their grades:

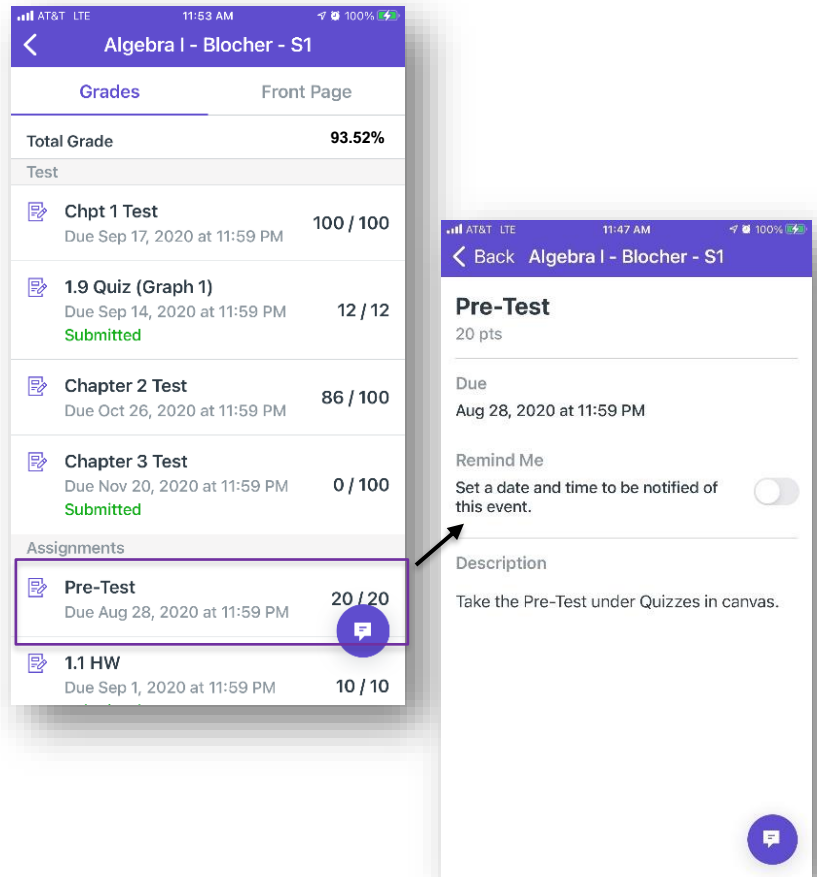
Course	Grade
English I Honors - Nunley - S1	93.42%
Mustang Herd	No Grade
Mustang Way	No Grade
PE/Health - Dematto - S1	92.16%
Physical Science Honors - Brown - S1	82.32%
Spanish II - Rodearmel - S1	

The dashboard also includes a navigation bar at the bottom with icons for "Courses", "Calendar", and "Alerts".

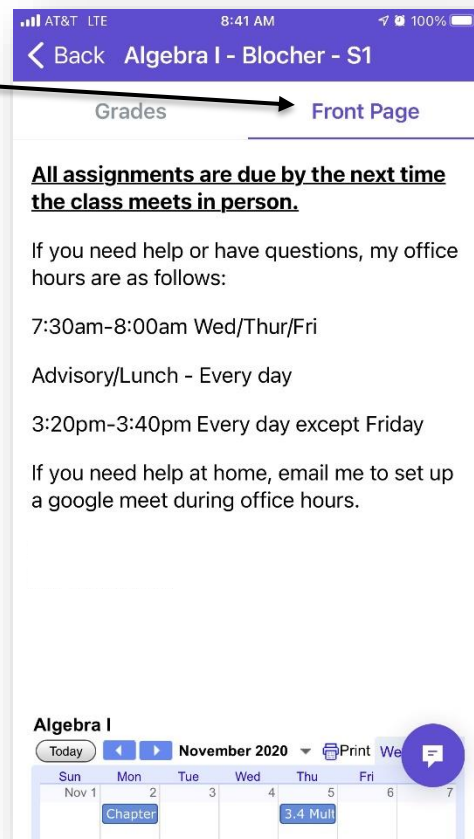
Once you have selected a course, the assignment names, due dates, scores and submission status will be listed.

To view details of an individual assignment, tap on the assignment name.

Tap on the message  icon to send a message to the teacher.

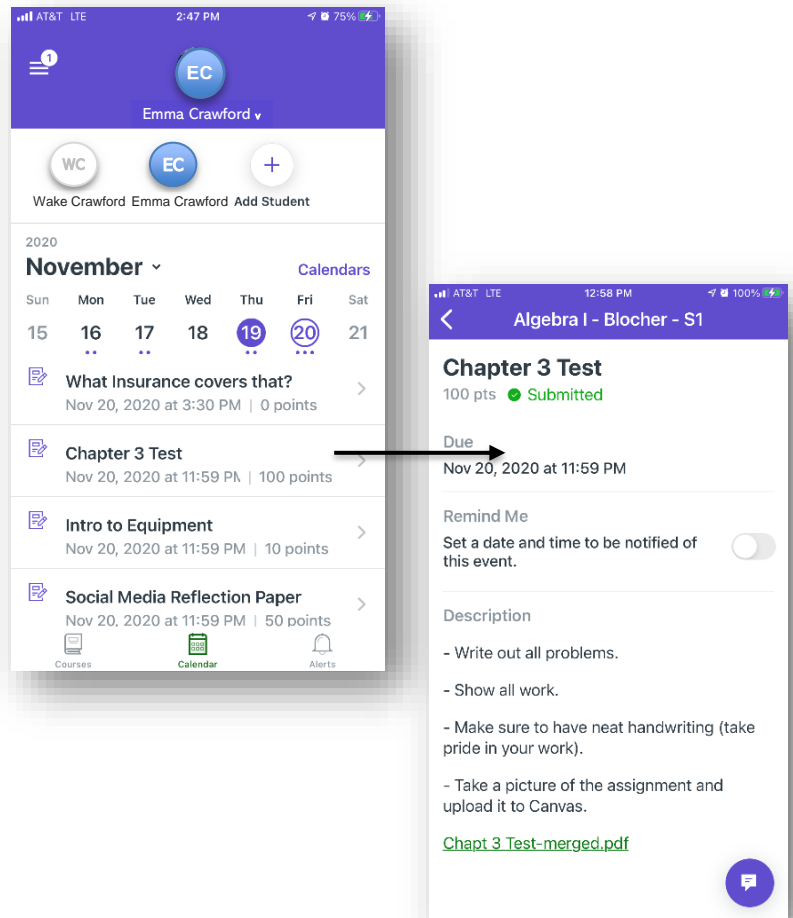


To view the home page of the selected course, tap on **Front Page**.



Tap **Calendar** to see assignments and grades in all classes that are due for a specific day.

Tap on the assignment to see details and submission status. You can also set up a notification for the assignment.

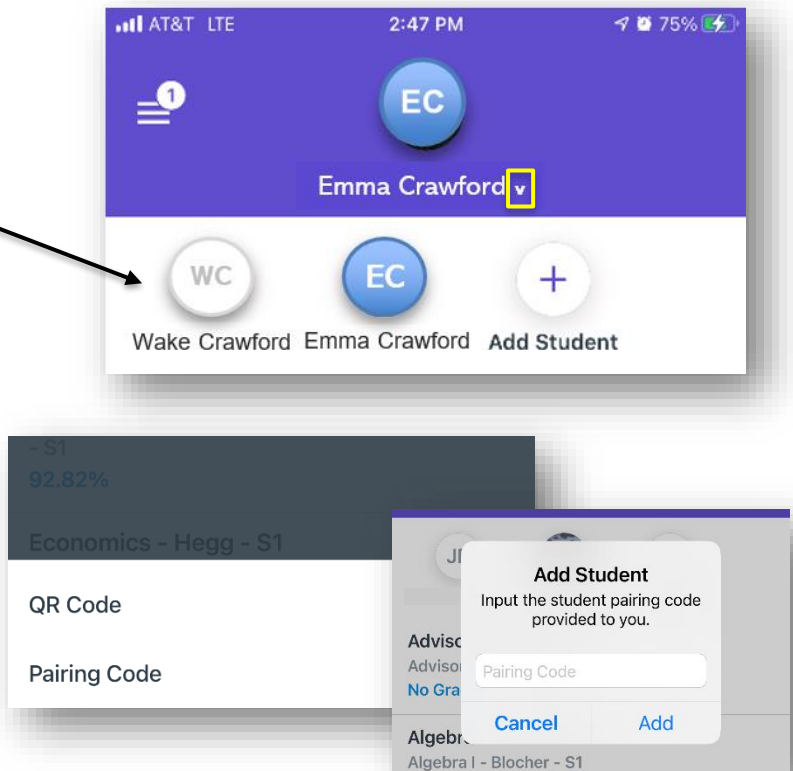



To view additional students paired with your account, tap on the drop-down arrow next to the current student to see the student selector bar.

Tap on **Add Student** to add another student to your account.

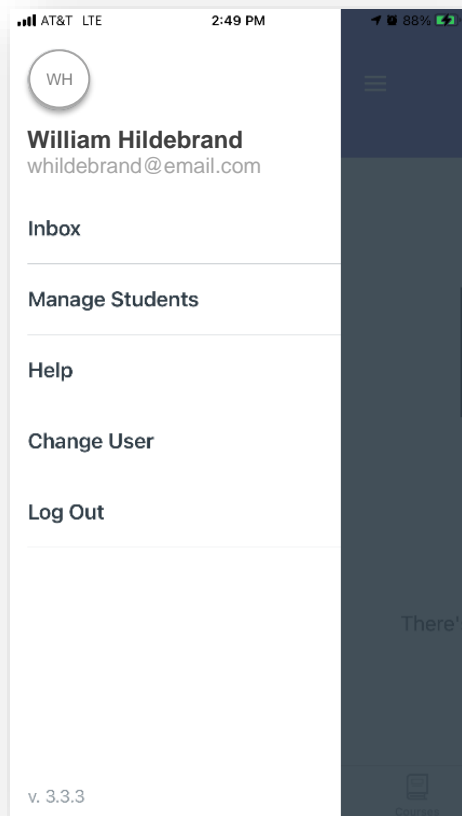
Choose **Pairing Code**, then enter the new code.

You must have a new unique pairing code for the additional student.



Use the menu icon  to,

- Check the inbox for messages
- Manage alerts for students
- Additional App Help
- Change User
- Log Out



To be notified for different grading situations, select **Manage Students**, then tap a student.

Tap the toggle alert for a missing assignment.

Enter a percentage for grade alerts.

Notifications will show up in the **Alert** section of the app.

